



**PRESTO** | **GEOSYSTEMS®**

**STRENGTH. FROM THE GROUND UP.**


Since 1979


## INSTALLATION GUIDE

■ **simplified**



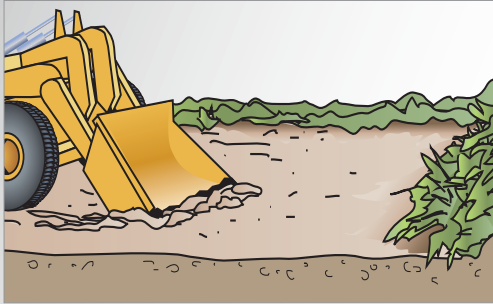
## GEOWEB® Load Support System



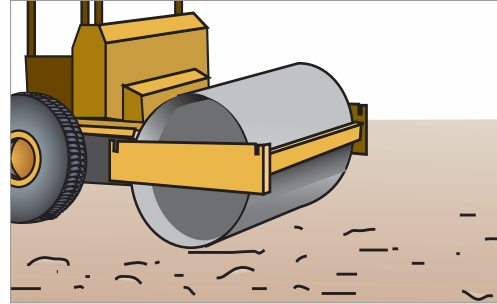


# GEOWEB® Load Support System

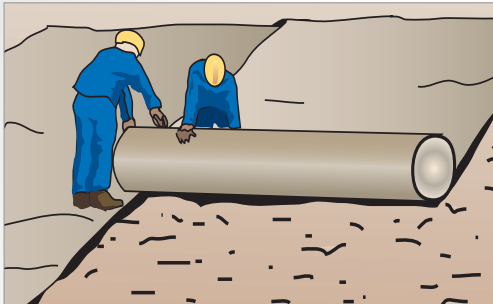
1 Prepare subgrade as specified. Remove debris and rocks.




2 Compact subgrade as specified.



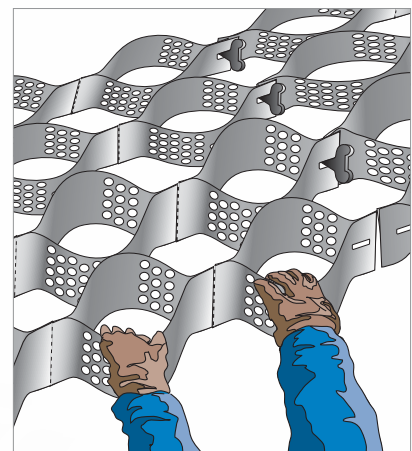
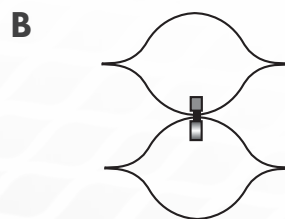
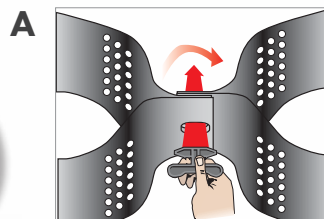
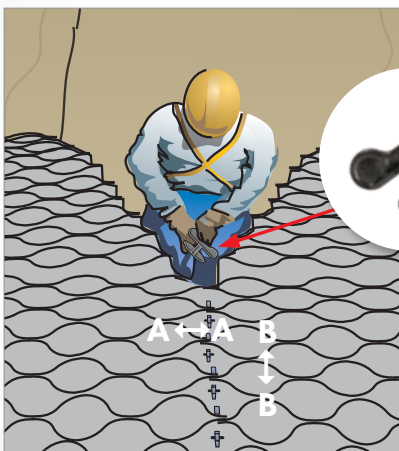
3 Install geotextile (per manufacturer's recommendations including overlaps).



4 Partially expand GEOWEB sections.



5 Connect GEOWEB sections with ATRA® Keys. Connect side-to-side (A) and end-to-end (B).



## IMPORTANT NOTE:

The simplified installation guide provided by Presto Geosystems is intended as a general guideline only. The contractor shall follow contract plans and specifications and refer to detailed installation guidelines for more information: See [www.prestogeo.com/installation](http://www.prestogeo.com/installation)

- 6 Hold sections open. Use Options A, B, C or D.

**A** T-Bars



**B** ATRA® Anchors or Speed Stakes



**C** Wood Stakes



**D** Infill Select Cells




- 7 Infill GEOWEB® cells. Limit drop of infill to prevent panel distortion.



- 8 Spread infill.



- 9 Compact infill as specified.





# GEOSYSTEMS®

STRENGTH. FROM THE GROUND UP.

Since 1979

## MATERIAL LIST

ATRA® ANCHORS



ATRA KEY



### LIMITED WARRANTY

Presto Geosystems warrants each GEOWEB® section which it ships to be free from defects in materials and workmanship at the time of manufacture. Presto's exclusive liability under this warranty or otherwise will be to furnish without charge to Presto's customer at the original f.o.b. point a replacement for any section which proves to be defective under normal use and service during the 10-year period which begins on the date of shipment by Presto. Presto reserves the right to inspect any allegedly defective section in order to verify the defect and ascertain its cause.

This warranty does not cover defects attributable to causes or occurrences beyond Presto's control and unrelated to the manufacturing process, including, but not limited to, abuse, misuse, mishandling, neglect, improper storage, improper installation, improper alteration or improper application.

PRESTO MAKES NO OTHER WARRANTIES, EXPRESS OR IMPLIED, WRITTEN OR ORAL, INCLUDING, BUT NOT LIMITED TO, ANY WARRANTIES OR MERCHANTABILITY OR FITNESS FOR ANY PARTICULAR PURPOSE, IN CONNECTION WITH THE GEOWEB SYSTEM. IN NO EVENT SHALL PRESTO BE LIABLE FOR ANY SPECIAL, INDIRECT, INCIDENTAL OR CONSEQUENTIAL DAMAGES FOR THE BREACH OF ANY EXPRESS OR IMPLIED WARRANTY OR FOR ANY OTHER REASON, INCLUDING NEGLIGENCE, IN CONNECTION WITH THE GEOWEB SYSTEM.



STRENGTH. FROM THE GROUND UP.

Since 1979

670 N Perkins Street • Appleton, Wisconsin, USA  
800-548-3424 or +1 920-738-1328

Email: [info@prestogeo.com](mailto:info@prestogeo.com) • [www.prestogeo.com](http://www.prestogeo.com)

### FIND US | FOLLOW US

We are a global business with accessibility through a worldwide distribution network.



© 2019 PRESTO GEOSYSTEMS®  
GEOSYSTEMS®, GEOWEB®, GEOBLOCK®, GEOPAVE®, GEOTERRA®, GEORUNNER®, PADLOC®, and ATRA® are registered trademarks of Reynolds Presto Products, Inc.

This information has been prepared for the benefit of customers interested in Presto Geosystems products. It was reviewed carefully prior to publication. Presto assumes no liability for its accuracy or completeness. Final determination of the suitability of any information or material for the use contemplated, or for its manner of use, is the sole responsibility of the user.

DISTRIBUTED BY:

JUN 2024  
AP-7686 R2